



# GL408e / GL412e

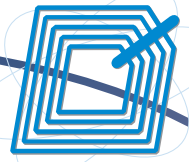
Powerful and Versatile



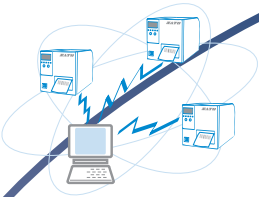
Low Cost of Ownership



Online Barcode Verification




RFID Upgradeable!



**SATOnet**  
**Connect™**


Full Network Control




Easy change printhead



Easy Connectivity:  
three standard interfaces  
& optional network  
interface



Accepts all ribbon types



Increased label capacity

# GL408e, GL412e

## General Specifications



PRINTING SPECIFICATION		GL408e	GL412e
Printing Method		Direct Thermal, Thermal Transfer	
Print Resolution, dots/mm (dpi)		8 dots/mm (203dpi)	12 dots/mm (305dpi)
Max. Print Area	Width, mm (inch)	104 mm (4.0")	
	Length, mm (inch)	2514 mm (98.9")	
Print Speed, mm/sec (ips)*		Max. up to 254 mm/sec (10ips)	
<b>CONSUMABLES SPECIFICATION (Recommended to use printer supplies manufactured or certified by SATO)</b>			
Sensor Type		Adjustable Reflective Sensor (for use with pre-printed marks); top sensing possible Adjustable See-Through Sensor (for die-cut labels with gap)	
Media Type		Thermal and Thermal transfer Paper and Labels; Roll feed or fanfold through rear or bottom side of printer	
Media Size	Width, mm	22 – 128 mm (25 -131 mm with backing paper)	
	Length, mm (Continuous)	6 – 397 mm (9 -400 mm with backing paper)	
	Length, mm (Tear-off)	17 – 397 mm (20 -400 mm with backing paper)	
	Thickness, mm	0.06 ~ 0.26 mm	
	Max. external diameter, mm	Ø 265 mm (Paper core size: Ø 76.2 mm)	
Ribbon	Wound	Face-in, face-out	
	Core Inner diameter, mm	25.5 mm (1")	
	Width, mm	39.5 ~ 110 mm	
	Length, m	Up to 450 m	
<b>FONT / SYMBOLOGIES</b>			
Font	Internal	U, S, M, WB, XC, XU, XM, XB, XL, Outline, OCR-A, OCR-B, WL, CG Times, CG Triumvirate	
	TrueType Fonts (optional Memory Cartridge)	Universe Medium (CP-850), CG Times (Latin1/2/5, Grk, Cyr, Arb), Univers Medium (Latin1/2/5, Grk, Cyr)	
Barcode symbologies	1-Dimension	EAN 8/13, UPC - A/E, NW -7, CODE 39, CODE 93, CODE 128, EAN 128, Inter-leaved 2 of 5 (ITF), Industrial 2 of 5, POSTNET, Bookland, RSS-14	
	2-Dimension	PDF417, QR Code, Maxi Code and Data Matrix code, Composite Symbology	
<b>COMMUNICATION INTERFACE</b>			
Interface	Standard	IEEE1284 Parallel; USB 2.0; RS232C	
	Option (PCI Slot)	LAN (10/100BaseT); Wireless LAN (802.11g)	
	Option (Slot 2)	I/O Extended Board	
<b>MEMORY</b>			
Processor		32-bit RISC	
Memory		32MB DRAM, 8MB Flash ROM, Extended Flash memory Cartridge 32MB (Option)	
Display Languages		English, French, Italian, German, Spanish, Portuguese	
<b>OPERATING CHARACTERISTICS</b>			
Power Requirements		100-120/200-240 Volts AC (± 10%), 50/60 Hz (± 1%)	
Environment	Operating	5° to 40°C / 15 ~ 85% RH (w/out condensation)	
	Storage	-5° to 60°C / max 90% RH (w/out condensation)	
Dimension (W x D x H), weight		W 271 mm x D 455 mm x H 305 mm, 15 kg	
<b>OPTIONS AND ACCESSORIES</b>			
Label cutter (Guillotine), Label dispenser (Simplified & Internal), Internal Rewinder, 32MB Memory Cartridge; Online Data verifier, RFID Kit (UHF), Real Time Clock; LAN I/F (10/100BaseT), WLAN I/F (802.11g), I/O I/F; ext. Label Un-/Rewinder			
Function	Useful Features	Hex Dump, Print Custom Character Design, Graphic, Sequential Numbering for Number and Barcode, Form Storage and Recall for Faster Data Retrieving of Complex Formats; Black/ White Inversion Fields, Line&Box Function...	
	Self Diagnosis Checking Optional Remote Control through SATOnet Connect™ (with Ethernet or Wireless I/F)	Paper end detection, ribbon near-end/end detection (remaining 15m - 30m detection), auto detection of optional accessories	
Approvals		CE, Compliance with European directive 2002/95/EC (RoHS)	

## Recommended applications

Compliance labelling	Track & Trace
Rating Plates	Logistic & Distribution
Asset tracking	Product labelling
Shipping / Pallet labelling	Shelf labelling



SATO makes no guarantee that the above features are available in all models, and specifications are liable to change, without notice. Version 04/07.